



Social Studies Virtual Learning

8th Grade American History

Lesson 18

April 15, 2020



Grade/Course


Lesson: April 15, 2020

Objective/Learning Target: I Explain the economic causes of the Civil War.

Make sure you have a piece of paper and a pencil available to complete this lesson

During this lesson you will be asked to complete the tasks below - make sure you record your thinking on a piece a paper so you can review it later.

- Warm up
- Lesson Activity
- Practice
- Reflection



Warm Up

Take a look at all the pictures on the right...



As you look at the pictures try to come up with a **theme** for all the pictures - what do they have in common?



After you have looked at the pictures **write one sentence** about what they have in common.



Remember to really **examine** each picture!

Warm Up

Take a look at all the pictures on the right...



As you look at the pictures try to come up with theme for all the pictures - what do they have in common?



After you have looked at the pictures write one sentence about what they have in common.

Remember to really examine each picture!



There are many ways to view these pictures and see what they have in common. Some possible commonalities could be money, ways to make money, working for money, global economy, everything is about money or **economics**. There are many more themes that could have come to mind. The idea was to get you thinking about economics (money) and how it connects people.

Lesson Activity

Today we will be **learning** about the economic (money) causes of the Civil War.

The **goal** is to figure out how the economy of the Northern States was different from the economy of the Southern states.


You will **create the two-column notes** on the next slide to use for the lesson activity.

Here are some words you might **need to know** before finishing this lesson.

- Economy - the wealth and resources of a country or region, especially in terms of the production and consumption of goods and services.
- Tariff - a tax to be paid on imports or exports.



Lesson Activity

On a your paper **create the two-column notes** on the right to use for the lesson activity. 

First complete the multiple choice starter ideas to help get your notes going - for the first two entries on your notes **circle the word that best completes the entry**.

Now that your notes are started and you have some examples to use, **work though the next two slides** to complete the notes.

Northern Economy

The Northern economy relied on (industry/slaves) to make money.

The North liked tariffs because they (hurt/protected) Northern businesses.

•

•

•

•

Southern Economy

The Northern economy relied on (industry/slaves)to make money.

The South disliked tariffs because they (hurt/protected) Southern farmers.

•

•

•

•

Lesson Activity

Study the table on the right...

Include any information that you think is important when describing the economies of the North and South in your notes.

Try not to repeat information from other sources you already used.

The North and South developed along different lines	
NORTH	SOUTH
Diverse economy based on industry and agriculture	Economy based on agriculture
Large cities undergoing rapid urbanization	Mainly rural with a few cities
Massive immigration strengthened the economy	Few immigrants
Favored federal spending on internal improvements and wanted high tariffs	Opposed federal spending on internal improvements and wanted no tariffs
The Northeast was economically linked with the Midwest	Sought to expand by creating more slave states
Economy based on free labor	Economy based on slave labor

1

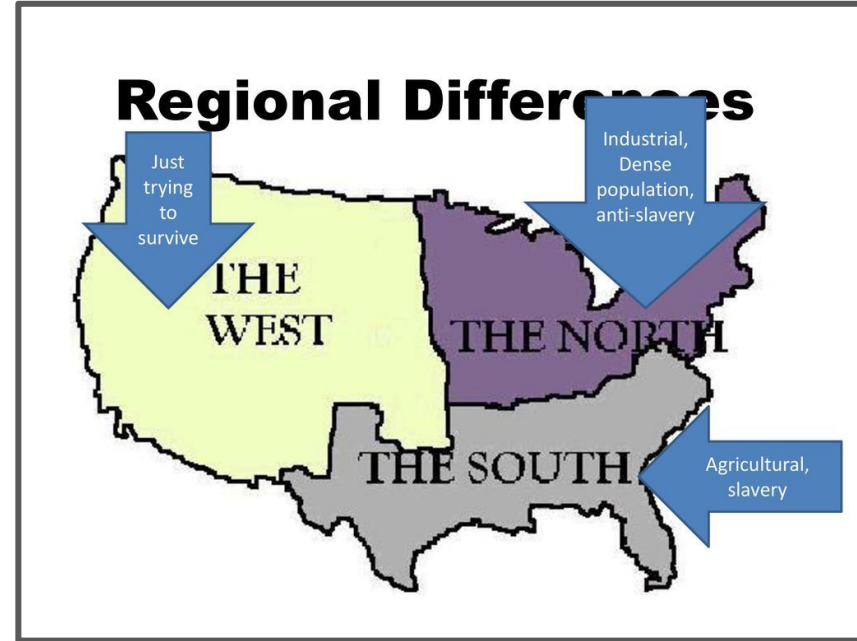
Lesson Activity

Finally, use these resources to **complete your two-column notes**. Remember only add important information you do not already have in your notes.

[Economic Differences Between the North and South - Video](#)

[Economic Differences Between North & South - Website](#)

[Economic Causes of the Civil War - Video \(Extra resource if you want to challenge yourself\)](#)

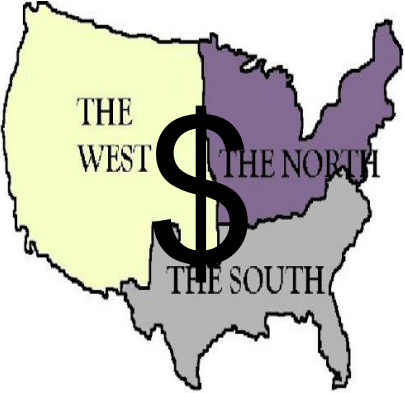


Practice

Create a one-pager that shows the economic cause of the Civil war. Use the graphic on the right or the directions below to help figure out what information should go in each box.

One-pager needed info:

- Top left box - A picture that represents the topic discussed (you can use example.)
- Top right - Information about the Northern Economy.
- Bottom Left - Describe how differences between the economies could lead to the Civil War. This is your original thought.
- Bottom Right - Information about the Southern Economy.

	Northern Economy Information goes in this box.
One-pager title goes in this box.	
In this box explain in your own words how the economical differences could lead to the Civil War.	Southern Economy Information goes in this box.

Reflection

On your paper complete a 3-2-1 notes review. Use the notes and one-pager from this lesson to complete the review.

First, write down 3 Facts you learned today.

Next, create 2 questions about the notes - This link - [Costa's Levels of Thinking and Questioning](#) - can help with creating questions.

Finally, write down 1 question you still have about the topic - *economic (money) causes of the Civil War.*

3 - 2 - 1

Notes

Review